






NAME :

SECTION :

ROLL No.

Long and Round

Circle the objects with blue colour that are round and circle the objects with red colour that are long.



NAME :

SECTION :

ROLL No.

Roll and Slide




Rolling



Sliding


Identify and write each object that can roll or slide. One has been done for you.





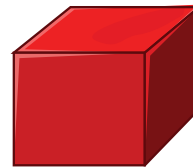
Roll























NAME :


SECTION :

ROLL No.

Roll and Slide


1 Tick (✓) the object which can roll.



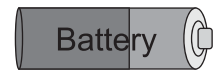




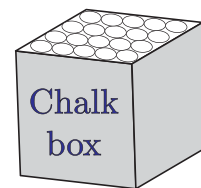
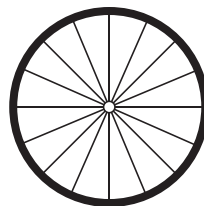
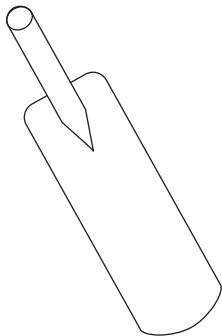
2 Tick (✓) the object which can slide.



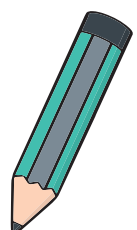





3 Colour object which can roll.



4 Circle the object which can slide.


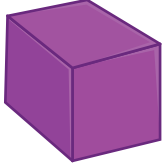



NAME :

SECTION :

ROLL No.

1 Draw or paste the things in the table given below. One has been done for you.

	Things which roll	Things which slide	Things which both roll and slide
(a)			
(b)
(c)

2 Fill in the blanks :

- (a) A pencil is _____ and its bottom is _____. (long/round)
- (b) Long objects have _____ and can _____. (edges/slide)
- (c) A bat is _____ and a ball is _____. (round/long)
- (d) An icecream cone has one _____ and has _____ bottom surface. (corner/flat)
- (e) Round objects have no _____ and can _____. (roll/corners)
- (f) A book can _____ and an egg can _____. (slide/roll)
- (g) An apple can _____ and a chocolate can _____. (slide/roll)
- (h) We can _____ down a slope and _____ on a pole. (slide/roll)
- (i) A candle is a _____ and a chalkbox is _____. (cube/cylinder)
- (j) A soda cane is _____ and a dice is _____. (cylinder/cube)

NAME :

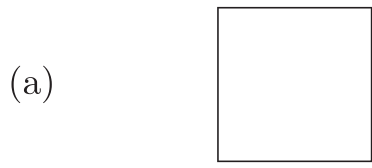
SECTION :

ROLL No.

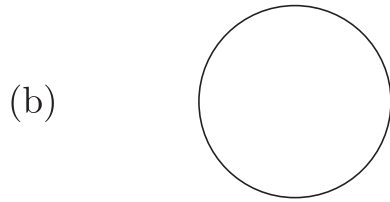
Match the following objects with their shapes. One has been done for you.

Column I


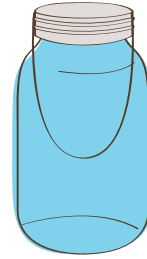
Column II



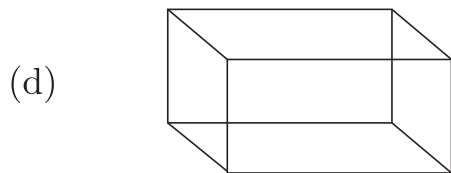
(1)



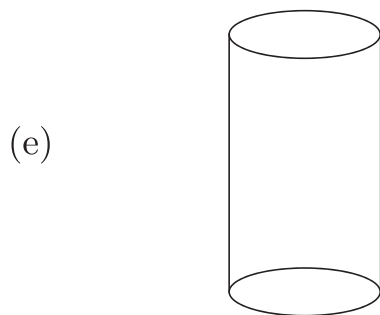

(2)



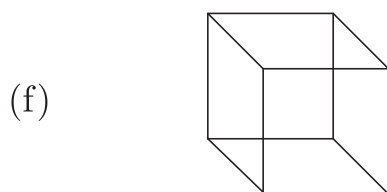
(3)




(4)



(5)



(6)



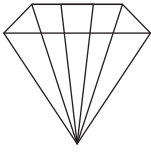
NAME :


SECTION :

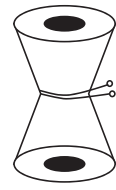
ROLL No.

1 Tick (✓) the object which have two or more flat surfaces.


(a)







(b)

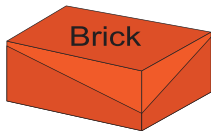






2 Tick (✓) the object which can be used to form a tower by putting same object over one another.


(a)

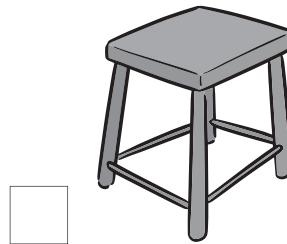







(b)







(c)

