


NAME :

SECTION :

ROLL No.

Given below are some pictures. Write the views from where these objects have been seen in the box provided. (Top, Side, Front views)

(a)



Horse

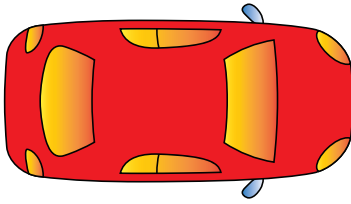
Side view

(b)



Monkey

(c)



Car

(d)



Bicycle

(e)




Boy

(f)



Girl

(g)



Crab

(h)



Jeep

(i)



Chair

(j)



Donut


NAME :

SECTION :

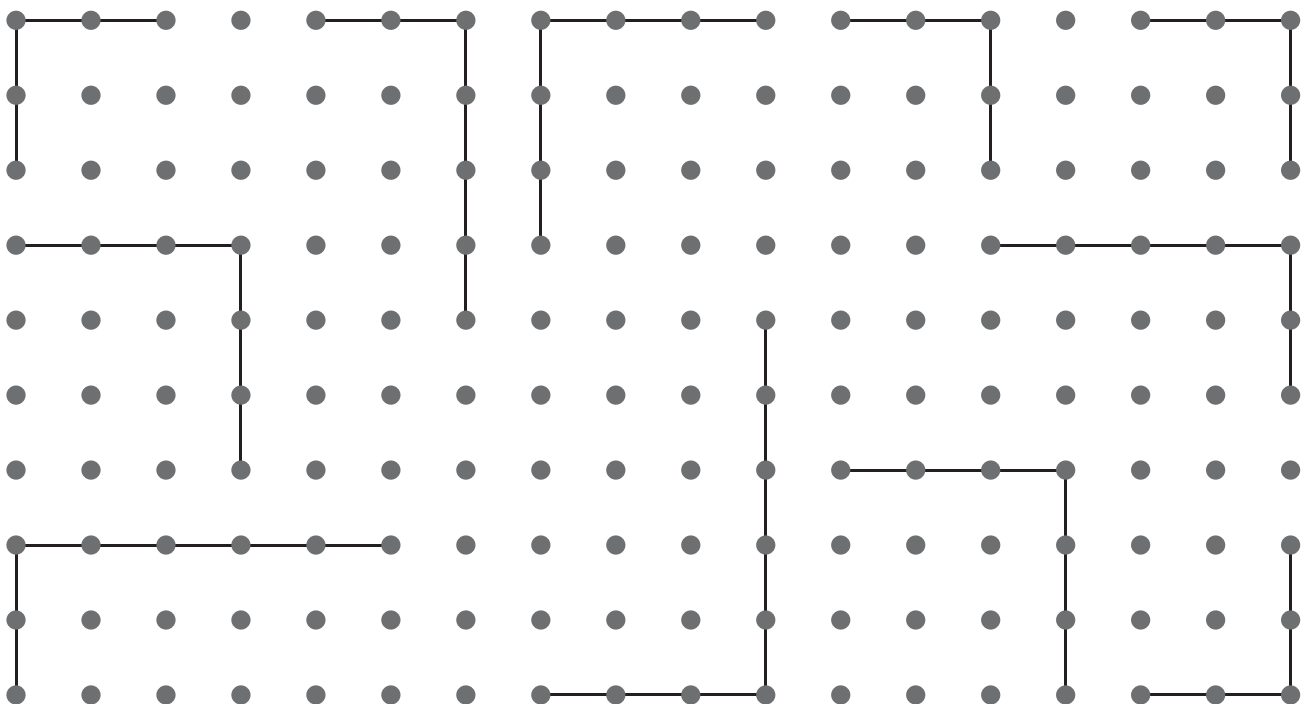
ROLL No.

Patterns with Dots

- 1 Use the dot grid given below to draw your own design (at least 4 designs). One has been done for you.



- 2 Use the dot complete these figures to make triangles, squares and rectangles.



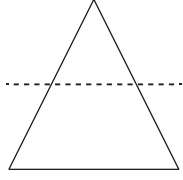
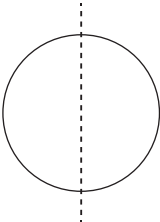
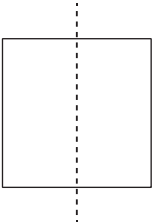
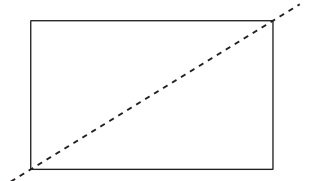
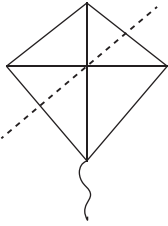
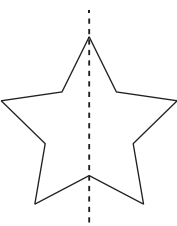
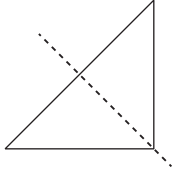
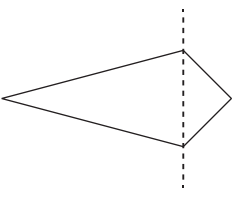
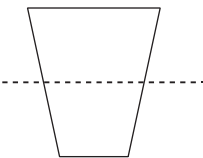
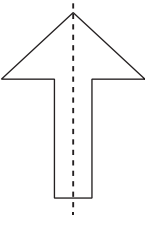
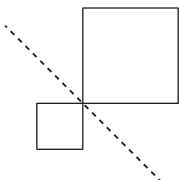
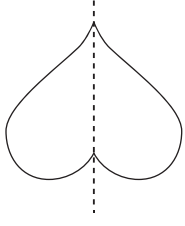
NAME :

SECTION :

ROLL No.

Mirror Halves

1 Look at the pictures given below. Tick (✓) and cross (✗) the pictures which are divided into two mirror halves by the dotted line.

			
<input type="checkbox"/>	<input type="checkbox"/>	<input type="checkbox"/>	<input type="checkbox"/>
			
<input type="checkbox"/>	<input type="checkbox"/>	<input type="checkbox"/>	<input type="checkbox"/>
			
<input type="checkbox"/>	<input type="checkbox"/>	<input type="checkbox"/>	<input type="checkbox"/>

2 Draw a dotted line to divide the pictures into two mirror halves. One has been done for you.

NAME :

SECTION :

ROLL No.

Match the letters with their halves.

Column I

Column II

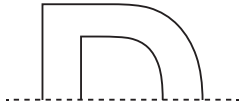
(a)



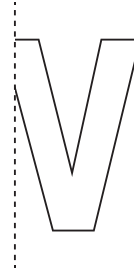
(1)



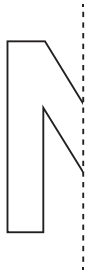
(b)



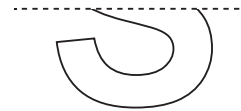
(2)



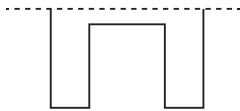
(c)



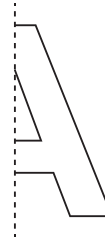
(3)



(d)



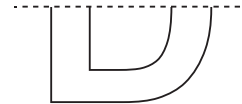
(4)




(e)



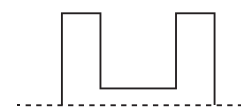
(5)



(f)



(6)

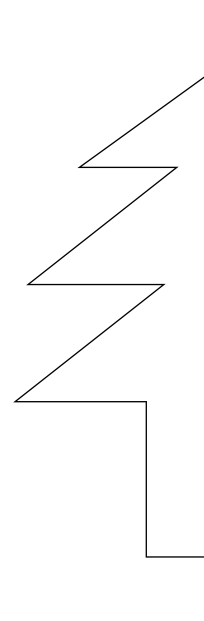
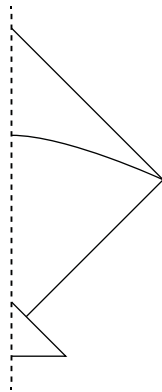
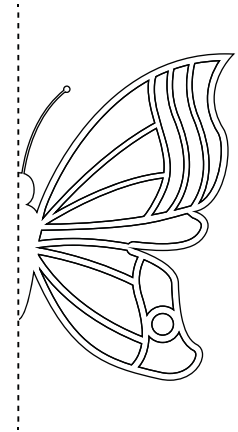
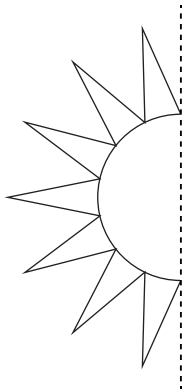
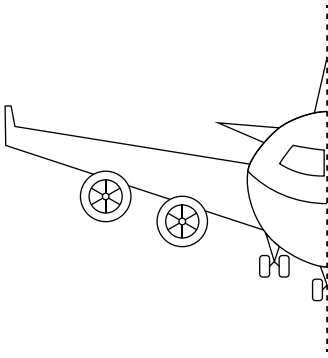


NAME :

SECTION :

ROLL No.

Complete the following pictures by making the similar halves along the dotted line.



NAME :

SECTION :

ROLL No.

Find the following words by looking at their halves and write in the given box.

(a) **BOOK**

(b) **WIDE**

(c) **DECT**

(d) **WIKI**

(e) **WOOO**

(f) **QUEEK**

(g) **COOE**

(h) **QUINI**

(i) **E
C
A
I**

(j) **T
A
I**

(k) **I
C
N**